

# Best iPad Video Creator Software App, Free iPad Slideshow Projector

How to make a playback picture album slide show and watch in apple iPad? You could put your playable image gallery slide shows with music on wifi iPad as MPEG-4 or H.264 video in mp4 format. How to create your own digital picture slideshows with songs? You need to get a iPad slide show projector at first.

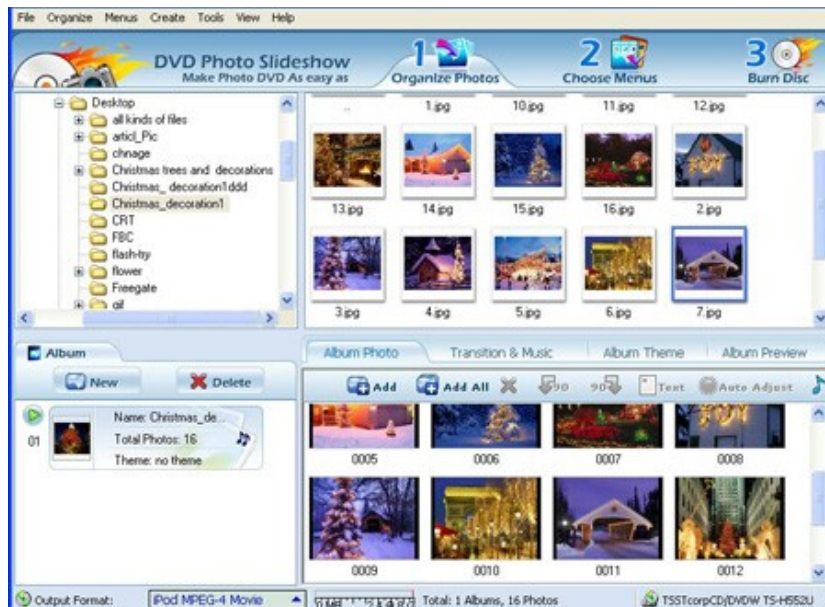
**Picture to Video Creator** (Free [download it now](#)) is considered to be one of the best free slides Projector applications for Apple users to create their playback movie slide shows. With the best free Projector application Software, you will create your own picture album slide shows with multiple songs and view on wifi iPad. You could make playable mp4 (H.264, MPEG-4) slideshows with random, loop or repeat transition effects and more than one song.

## How to create wifi iPad picture gallery movie slide shows with more than one song?

The best Picture to Video Creator app Software allows you make a random nature music slide show with harmonious speed and more than one song. You can do various setting for your slides.

To create a random nature image slide show with multiple songs in harmonious speed, you can follow the steps below.

1. picture adding, settings for transition effect, slides speed, music importing.

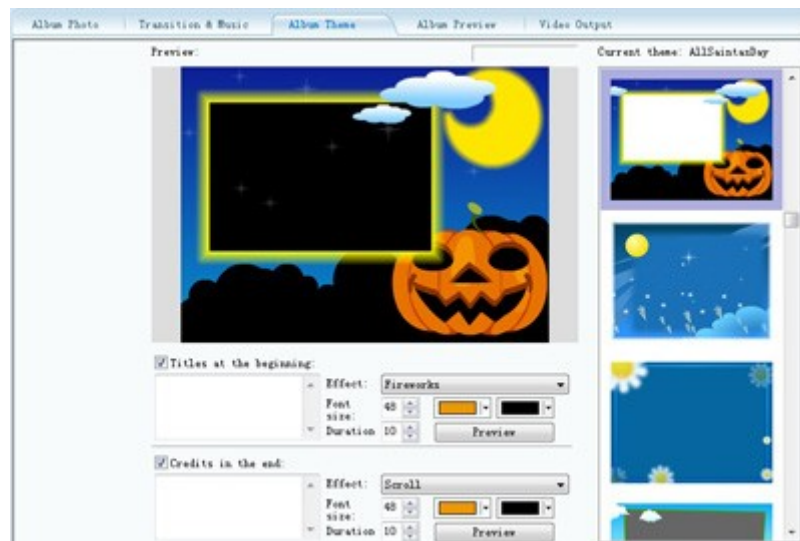


As the best free iPad movie maker app, Photo to Video Creator offers users powerful functions of importing images, adding background music, settings for transition effects.

In "Organize Photos" Window, you can add the images from your PC and create image album for converting to mp4 h.264 or MPEG-4 slide show video. Go to the "Transition & Music" tab to add one or more than one song for gallery slide shows. And in the music playlist, you can see your one or multiple

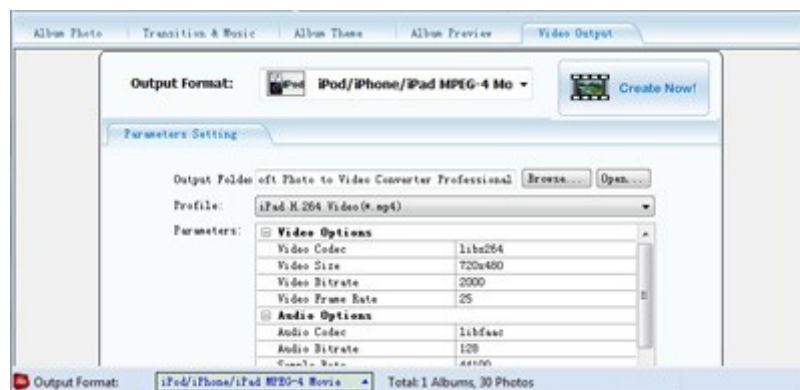
songs showing. To make random speed slide shows, you can also do the settings for the transition and picture duration time in "Transition & Music" tab.

2. Pick a theme for movie slideshows.



On the "Album theme" tab, you can pick a proper theme for slide shows. For example, if you want to create and view Christmas image movie slide show on iPad, you may choose a Christmas theme. You can also do some settings for the theme. You can add title and set its effect, font size and duration for theme

3. Choose " iPod/iPhone/iPad MPEG-4 Movie" as output format.



Go to the "Video Output" window of this Projector app. Please choose "iPod/iPhone/iPad MPEG-4 movie" as output format for your slideshows. And in the "Profile", you may choose H.264(.mp4) or MPEG-4(.mp4) for your image movie slide shows output.

4. play, watch or view your playable gallery slideshows on Wifi iPad

If the creation of the mp4 image slide show video is complete, you can play it on your PC to have a view at first. If this mp4 movie slide show is good, you will upload it to wifi iPad to watch and enjoy your dynamic picture album with animating transition effects and songs.